

## CircuitSolver® Union Assembly with Thermometer & Viega ProPress® Systems

[Thermostatic balancing valve with union body, ball valves, thermometer & ProPress ends]

### SUBMITTAL

<b>JOB:</b>	<b>ORDER NO:</b>	<b>DATE:</b>
	<b>SUBMITTED BY:</b>	<b>DATE:</b>
<b>UNIT TAG:</b>	<b>APPROVED BY:</b>	<b>DATE:</b>
<b>CITY:</b>	<b>ENGINEER:</b>	<b>BUILDING TYPE:</b>
<b>STATE:</b>	<b>CONTRACTOR:</b>	<b>CONSTRUCTION TYPE:</b>
<b>COMPLETION DATE:</b>		

#### DESCRIPTION

The CircuitSolver® Union Assembly's primary component is the CircuitSolver® which is a self-acting thermostatic recirculation valve which automatically and continuously maintains the end of each domestic hot water supply line at the specified water temperature. Since the CircuitSolver® responds to water temperature and controls flow to the return, it eliminates the need to manually balance the system.

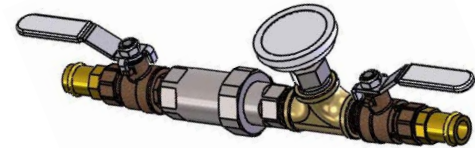
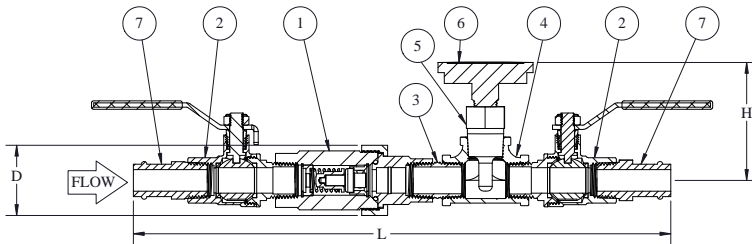
#### DIMENSIONS

Item No.	Part Number	Description	Qty.	Item No.	Part Number	Description	Qty.	Item No.	Part Number	Description	Qty.
1	258-20X100-XXX	½" CIRCUITSOLVER® THERMOSTATIC BALANCING VALVE W/ INTEGRATED UNION	1	1	258-30X100-XXX	¾" CIRCUITSOLVER® THERMOSTATIC BALANCING VALVE W/ INTEGRATED UNION	1	1	258-40X100-XXX	1" CIRCUITSOLVER® THERMOSTATIC BALANCING VALVE W/ INTEGRATED UNION	1
2	92-160	BALL VALVE, ½" MxF, LF	2	2	92-158	BALL VALVE, ¾" MxF, LF		2	92-170	BALL VALVE, 1" MxF, LF	2
3	92-162	½" X CL NIPPLE BRS LF	1	3	92-026	¾" X CL NIPPLE BRS LF	1	3	92-044	1" X CL NIPPLE BRS LF	1
4	93-172	½" REDUCING TEE	1	4	93-173	¾" X ½" REDUCING TEE	1	4	93-174	1" X ½" REDUCING TEE	1
5	93-094	THERMOWELL	1	5	93-094	THERMOWELL	1	5	93-094	THERMOWELL	1
6	94-287	THERMOMETER	1	6	94-287	THERMOMETER	1	6	94-287	THERMOMETER	1
7	92-090	ADAPTER, ½" NPT x ½" ProPress	2	7	92-091	ADAPTER, ¾" NPT x ¾" ProPress	2	7	92-092	ADAPTER, 1" NPT x 1" ProPress	2

\*ALL COMPONENTS ARE LEAD FREE

\*ALL COMPONENTS ARE LEAD FREE

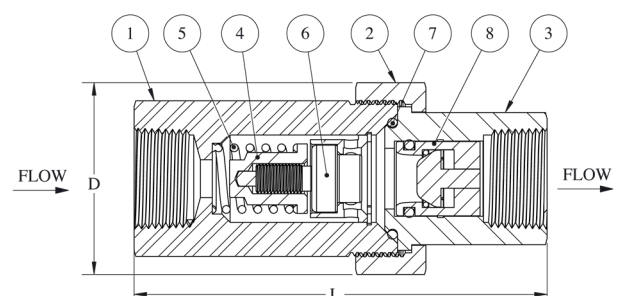
\*ALL COMPONENTS ARE LEAD FREE



Model No.	NPT	Diameter (D)		Length (L)		Height (H)		Weight		C <sub>v</sub>		Max. Pressure		Max. Temp.	
		IN	MM	IN	MM	IN	MM	LBS.	KG	OPEN	CLOSED	PSIG	BAR	°F	°C
CSUA- ½ -XXX-PP-TW	1/2"	1.8	46	8.6	218	2.9	74	3.3	1.5	1.3	0.1	200	14	250	121
CSUA- ½ -XXX-CV1-PP-TW															
CSUA- ¾ -XXX-PP-TW	3/4"	2.0	51	14.3	363	3.0	76	4.4	2.0	1.8	0.1				
CSUA- ¾ -XXX-CV1-PP-TW															
CSUA-1-XXX-PP-TW	1"	2.5	64	15.9	404	3.1	79	6.9	3.1	3.3	0.1				
CSUA-1-XXX-CV1-PP-TW															

#### Model Number Selection

XXX refers to the desired closing temperature. When the water temperature drops below this point the CircuitSolver® will begin to open, allowing water to easily enter the return line. For example, if you want 120°F desired return temperature and the CSUA is to be installed on a 3/4" line, the model number would be CSUA-3/4-120-PP-TW. To add optional check valve insert -CV1 directly after the temperature designation in the model number. CSUA-3/4-120-CV1-PP-TW.

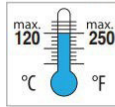
MATERIALS		
		
ITEM	DESCRIPTION	MATERIAL
1	Valve Body w/ Union Threads	303 stainless steel
2	Union Nut	303 stainless steel
3	Female Threaded Insert	302 stainless steel
4	Plug	303 stainless steel
5	Operating Spring	303 stainless steel
6	Thermal Actuator	303 stainless steel
7	O-ring	Buna-N
8	Check Valve (optional)	GLASS FILLED NORYL

FLOW RATE CALCULATION USING "CV" FACTOR		
$GPM = C_v \sqrt{\Delta P}$	$C_v = \sqrt{\frac{GPM}{\Delta P}}$	$\Delta P = \left[ \frac{GPM}{C_v} \right]^2$

### TYPICAL SPECIFICATION

- I. Furnish and install CIRCUITSOLVER® UNION ASSEMBLY as indicated on the plans. CIRCUITSOLVER® UNION ASSEMBLY shall be self-contained and fully automatic without additional piping or control mechanisms. Thermostatic valve shall be a CIRCUITSOLVER® as manufactured by ThermOmegaTech®, Inc., or equivalent.
  - A. CIRCUITSOLVER® shall regulate the flow of recirculated domestic hot water based on water temperature entering the CIRCUITSOLVER® UNION ASSEMBLY regardless of system operating pressure. As the water temperature increases the valve proportionally closes dynamically adjusting flow to meet the specified temperature.
    1. The CIRCUITSOLVER® never fully closes, even at the desired set point. There is always sufficient bypass flow back to the recirculating pump to prevent overheating or "dead heading" of the pump.
    2. CIRCUITSOLVER® is set at the factory for the desired return temperature. No field adjustments. Several temperature set points are available.
    3. CIRCUITSOLVER® UNION ASSEMBLY shall be available in ½", ¾", & 1" with Viega ProPress adapters at both ends.
- II. All components in the CIRCUITSOLVER® UNION ASSEMBLY are made with lead free materials. The major components that make up the CIRCUITSOLVER® are constructed of type 303 SS.
  - A. CIRCUITSOLVER® UNION ASSEMBLY shall be rated to 200 PSIG maximum working pressure.
    1. CIRCUITSOLVER® UNION ASSEMBLY shall be standard tapered female pipe thread, NPT with ProPress adapters at both ends.
  - B. CIRCUITSOLVER® UNION ASSEMBLY shall be rated to 250°F (121.1°C) maximum working temperature.
  - C. CIRCUITSOLVER® UNION ASSEMBLY shall have all lead free components.
  - D. Thermal actuator shall be spring loaded and self-cleaning, delivering closing thrust sufficient to keep orifice opening free of scale deposits.
- III. Installation of CIRCUITSOLVER® UNION ASSEMBLY shall be made by qualified tradesmen. Install CIRCUITSOLVER® UNION ASSEMBLY in each domestic hot water return piping branch beyond last hot water device in that branch.
  - A. Provide suitable strainer as indicated in piping detail shown on the drawings.
  - B. Provide suitable access panel as required in non-accessible ceilings and walls.
  - C. Pay close attention to flow arrow, especially with valves that have an integrated check valve.

OPTIONAL CHECK VALVE	
<b>Features and Benefits</b>	
-100% factory tested drip tight operation	
-Snap fit design, no retainer needed	
-Extra low head loss and low cracking pressure	
-External o-ring in groove	
<b>Certifications</b>	
-ANSI/ NSF 61	
ITEM	MATERIAL
Cap	Glass filled Noryl
Guide	Glass filled Noryl
Plunger	Glass filled Noryl
Lip Spring	EPDM rubber
Spring	Stainless Steel AISI 301
O-ring	EPDM rubber

OPTIONAL CHECK VALVE TECHNICAL DATA	
Medium: Clear water only	
Approximate Cracking Pressure: 0.29 PSI	
Continuous 	Short-term (5 minutes max.) 